



CORPORATE PROFILE

Armtec Infrastructure Income Fund (TSX: ARF.UN) is a leading manufacturer and marketer of a comprehensive range of infrastructure products and engineered construction solutions for customers in a diverse cross-section of industries located in every region of Canada, as well as in selected markets in North America and worldwide. These markets include Canada's national and regional public infrastructure markets and private sector markets in agricultural drainage, commercial building, residential construction and natural resources.

Operating through its network of regional offices and production facilities across the country, the Fund is Canada's only national multi-material manufacturer.



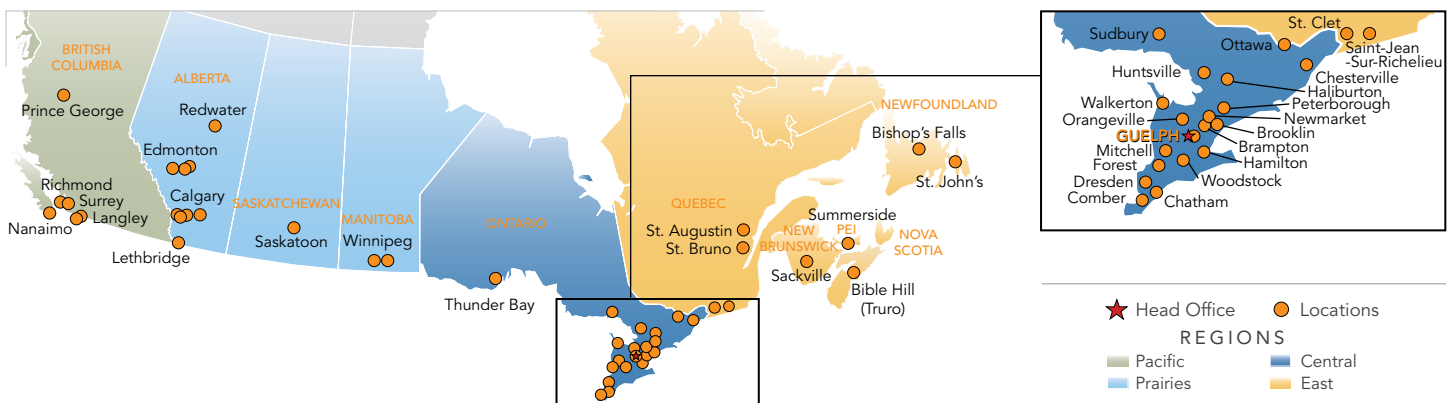
- High density polyethylene pipe
- Corrugated steel pipe
- Engineered steel products
- Bridges
- Parkades
- Residential building products
- Noise barriers
- Acoustic enclosures
- Wall systems



INVESTMENT HIGHLIGHTS

- Positive long-term growth potential from increased public infrastructure spending and expanding markets for high-margin products
- Strong brand recognition known for quality, reliability and service
- National presence of sales, manufacturing and distribution facilities ensures reliability of supply and low-cost transport to customers' sites
- Experienced senior management team with 70+ years of industry experience

LOCATIONS



FINANCIAL HIGHLIGHTS

(\$ millions except as indicated)	3 months			12 months		
	Mar. 10	Mar. 09	% CHANGE	Dec. 09	Dec. 08	% CHANGE
Revenue	\$ 73.3	63.7	+ 15.1	463.8	392.1	+ 18.3
EBITDA*	\$ (0.9)	0.9	- 200.0	80.3	62.4	+ 28.7
Distributable Cash*	\$ (5.6)	(3.8)	- 47.3	62.4	47.2	+ 32.2
Distributions Declared	\$ 10.9	10.4	+ 4.8	44.1	33.4	+ 32.0
Payout Ratio	% -	-	-	71	71	-
Basic Net Earnings (loss) per Unit \$	(0.60)	(0.39)	- 53.8	2.20	2.07	+ 6.3
Basic Distributable Cash per Unit * \$ ¹	(0.28)	(0.21)	- 33.3	3.16	2.93	+ 7.8
Distributions Declared per Unit \$	0.54	0.54	-	2.21	2.06	+ 7.3

Please see most recently issued Management Discussion and Analysis

* EBITDA, Distributable Cash and Distributable Cash per Unit are not recognized measures of financial performance under Canadian GAAP.

¹ Excluding Reorganization expenses.

TSX AT GLANCE

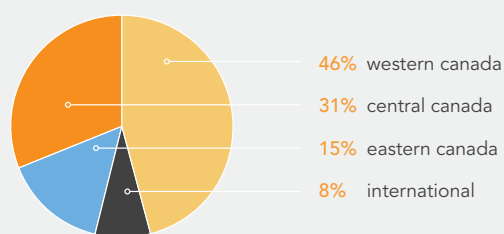
12 months to March 31, 2010

High	\$ 26.00
Low	\$ 15.71
Close	
Q1/10 Average Trading Volume	84,180

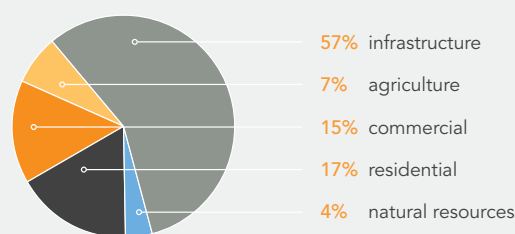
April 30, 2010

Units Outstanding	20.0 M
Close Unit Price	\$ 22.60
Market Capitalization	\$ 452.0 M

Revenue by Geographic Market*



Revenue by End-Use Market*



* as at December 31, 2009

INVESTOR RELATIONS CONTACTS

Charles M. Phillips
President & Chief Executive Officer

James R. Newell
Chief Financial Officer

Carrie Boutcher
Vice President, Investor Relations & Treasurer

370 Speedvale Avenue West, Suite #3, Guelph, Ontario N1H 7M7 TEL. (519) 822-0210 FAX. (519) 822-8894



A.E. CONCRETE
ARMTEC
BOUCHER PRECAST CONCRETE

BROOKLIN CONCRETE
CON-FORCE CONCRETE PRODUCTS
CON-FORCE STRUCTURES

DURISOL
GROUPE TREMCA
PRE-CON